



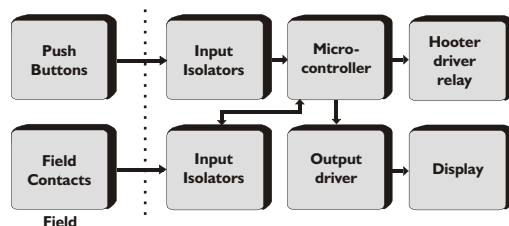
INTRODUCTION

Annunciation systems are used to give audio and visual indication of fault conditions. Annunciators play an important role of watching the fault conditions and indicating them to help in speedy location and correction.

ESD's "ALERT" series alarm annunciator system is suitable for 4/6/8/12/16/24/32/48 inputs and is available in different DIN standard cutouts or 19" racks. The series is designed using powerful microcontroller and highly reliable electronic components.

The Annunciators are connected to potential free field contacts (as inputs). When a fault condition occurs in any one of the connected inputs, annunciator indicates the fault by flashing the respective window (visual indication) and also gives signal to the Hooter (audio indication).

PRINCIPLE OF OPERATION



The single chip microcontroller of the Alert series continuously monitors all the connected inputs. If a fault occurs in any of the inputs, then it is detected by the CPU. According to the nature of the fault, the CPU will decide the status of the window and hooter. Faults are classified as :

1. Persisting fault but not accepted
2. Persisting fault, but accepted.
3. Momentary fault disappeared before accepting

The Alert series accepts potential free contacts as its inputs, with a selection facility for 'NO' (make to alarm) and 'NC' (break to alarm). User can connect a hooter through relay for audio alarm. Facility to connect external 'Test & Accept' push buttons is available. Multiple flashing rates are provided for differentiating various fault types.

FEATURES

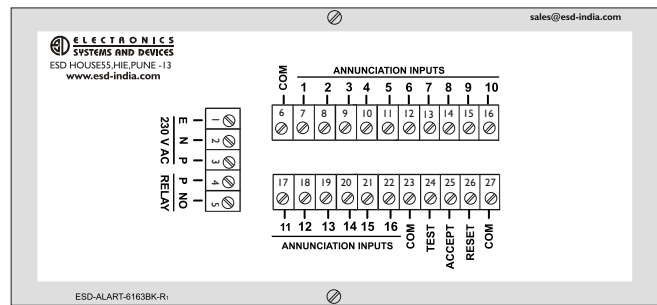
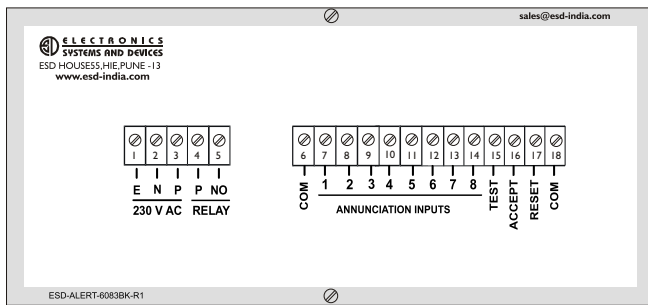
- ✓ Highly compact and light weight
- ✓ LED Indicators consume 90% less power as compared to lamps & hence avoid heat generation
- ✓ Unlimited LED life, no replacement required
- ✓ Super bright LEDs for long distance visibility
- ✓ Fault condition setting site selectable
- ✓ Fast response time
- ✓ Three flashing rates indicate different types of faults
- ✓ Facility to connect hooter
- ✓ Optically isolated inputs
- ✓ Various sizes & fonts for window inscription.
- ✓ Choice for Photo positive or Photo negative
- ✓ Window inscription
- ✓ Auto reset / manual reset / First Up site selectable
- ✓ *System Healthy* indication by continuous flashing green LED on front facia
- ✓ Wide range of window sizes and configurations
- ✓ Fail safe logic for hooter relay

SPECIFICATIONS

Model : Alert 6083 / Alert 6123 / Alert 6163
No of points : 8 pt / 12 pt / 16 pt
Contact type : Make or Break to alarm individually selectable
Indication : Super bright RED LEDs
Window intensity : 60 Lux +/-10%
Window size : 36x37 mm for Alert 6083
 36x23.5 mm for Alert 6123
 36x17 mm for Alert 6163
Window inscription : Photo positive or Photo negative
Window configuration : 4x2 for Alert 6083
 (Rows x Columns) 4x3 for Alert 6123
 4x4 for Alert 6163
Flash rate : 22 flashes per minute (blink)
 40 flashes per minute (Fast blink, available
 only for first-up models)
Output-1 : Relay change over contact for hooter,
 1 Amp resistive at 230 V AC
Output-2 (optional) : Relay change over contact for system
 healthy, 1 amp resistive at 230 V AC
Power supply : 230 V AC, +/- 10 %, 50 Hz with earth

Power consumption : 6 VA total, 0.3 VA per window
Relative humidity : Less than 90% non condensing
Ambient temperature : 0 to 55°C
System healthy : Continuously flashing GREEN LED
Push Buttons : NO type push buttons for Test, Accept
 And Reset
Logic : Microcontroller based
Response time : 10 milliseconds
Operating sequence : 4 ISA standard sequences
 A) Auto reset (ISA : 1B) Factory set
 B) Manual reset (ISA : 2C)
 C) Auto reset first up (ISA : 4A)
 D) Manual reset first up (ISA : 4A1)
Facia size : ABS plastic having size 192 x 96 mm
Mounting : Flush panel
Enclosure : Mild steel CRCA sheet with powder
 coating
Panel cutout : 186 x 92 mm
Depth : 105 mm (including terminals)
Termination : Screwed type suitable for 2.5mm² wire
Weight : 800 grams approximately

INSTALLATION



ORDERING INFORMATION

Alert	X1	X2	X3	X4
	Panel Cutout 3 - 92 x 92 6 - 186 x 92 8 - 138 x 138 N - 282 x 138	No. of Points 04 - Four 06 - Six 08 - Eight 12 - Twelve 16 - Sixteen 24 - Twenty four 32 - Thirty two	Push Buttons 3 - Test, Accept, Reset Inbuilt	Power Supply 1 - 230 V AC 2 - 110 V AC 3 - 24 V AC 4 - 24 V DC 5 - Other

Ordering eg. Alert 6083 - 1
 Alarm Annunciator
 Panel cutout - 186x92 mm (6)
 No of point - Eight (08)
 Push buttons - Built in (3)
 Power Supply - 230 V AC (1)

Note: For more than 32 inputs, please contact.

		Model Selection (Window Size)							
		No. of points	4	6	8	12	16	24	32
Front Facia (Cutout)	96 x 96 (92 x 92)	Alert 3043 (39 x 29)	Alert 3063 (39 x 18.5)	Alert 3083 (39 x 13.5)	-	-	-	-	-
	192 x 96 (186 x 92)	-	-	Alert 6083 (36 x 37)	Alert 6123 (36 x 23.5)	Alert 6163 (36 x 17)	-	-	-
	144 x 144 (138 x 138)	-	-	Alert 8081 (57 x 27)	Alert 8121 (36 x 27)	-	-	-	-
	288 x 144 (282 x 138)	-	-	-	Alert N123 (55 x 35)	Alert N163 (55 x 25)	Alert N243 (36 x 25)	Alert N323 (29 x 26)	-

ALSO SELECT
ESD ...

BACK END

- ✓ Controllers
- ✓ Scanners with Controllers

SAME RANGE

- ✓ Mimic type Alarm Annunciators
- ✓ Hooters

FRONT END

- ✓ Automation Panels
- ✓ PLC



ELECTRONICS
SYSTEMS AND DEVICES
 Process Control Instrumentation

ESD HOUSE,
 55, Hadapsar Indl. Estate,
 Pune - 411013 (INDIA).

Phone : (020) 26819611 to 15

E-mail : sales@esd-india.com

Web : www.esd-india.com

